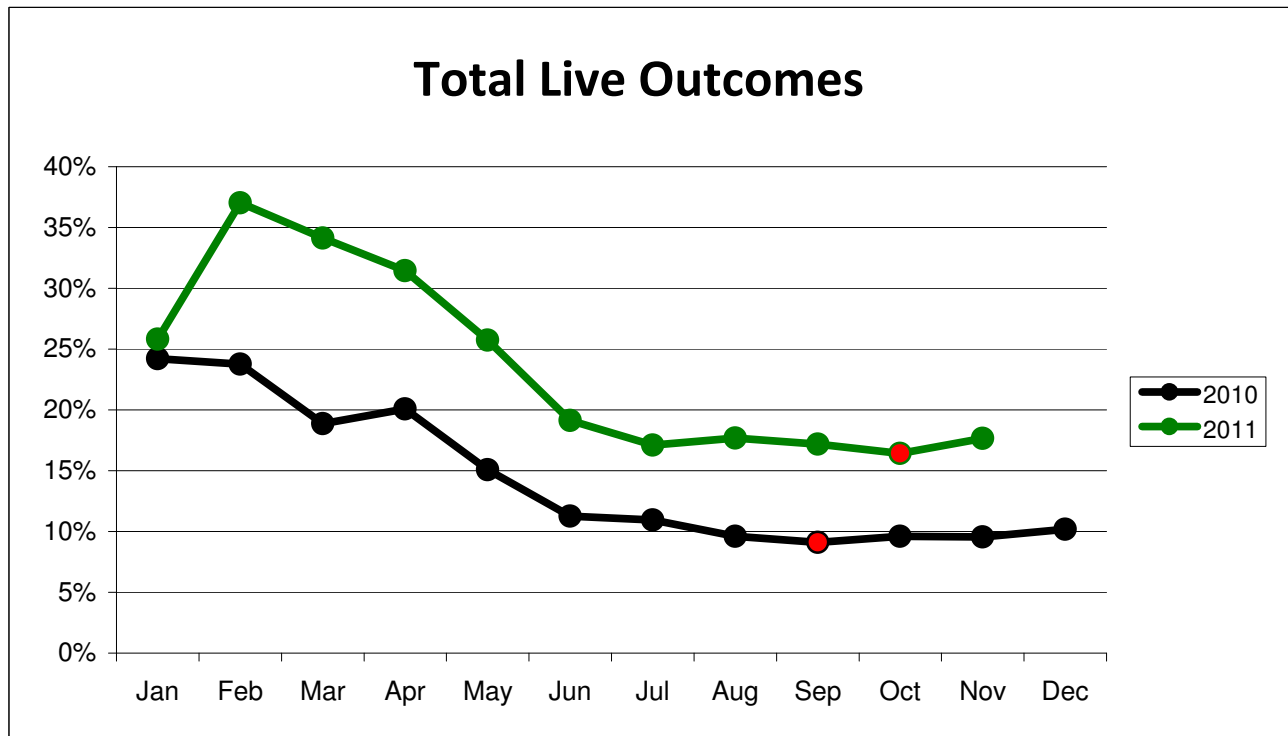
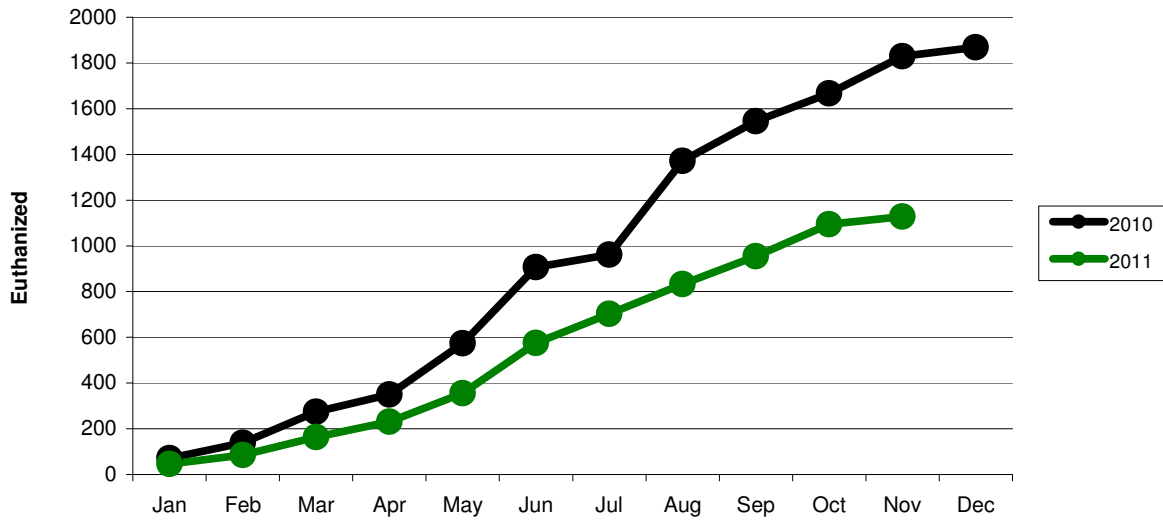


CTSAC Cat Outcomes 2010 v. 2011

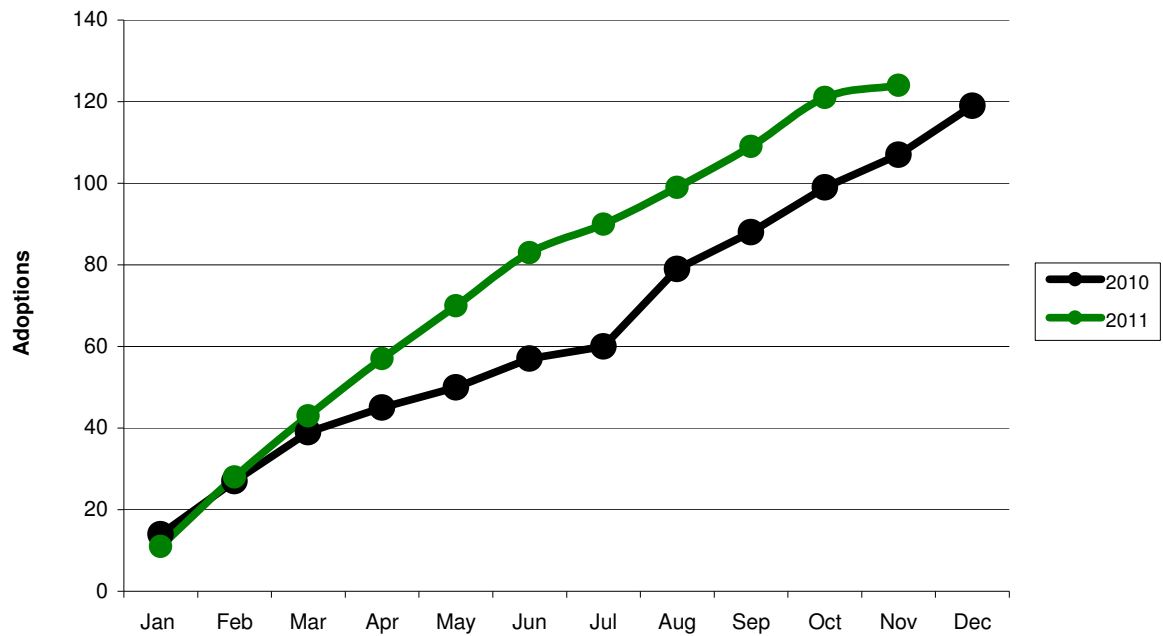
	Adoption	Euthanasia	RTO	Transferred	Live Outcome	Total
Jan	14	72	1	8	24%	95
Feb	27	138	1	15	24%	181
Mar	39	275	1	24	19%	339
Apr	45	350	2	41	20%	438
May	50	574	4	48	15%	676
Jun	57	907	4	54	11%	1022
Jul	60	961	4	54	11%	1079
Aug	79	1372	8	59	10%	1518
Sep	88	1545	8	59	9%	1700
Oct	99	1667	12	66	10%	1844
Nov	107	1829	15	71	10%	2022
Dec	119	1868	20	73	10%	2080
Jan	11	46	3	2	26%	62
Feb	28	85	5	17	37%	135
Mar	43	164	9	33	34%	249
Apr	57	231	10	39	31%	337
May	70	355	10	43	26%	478
Jun	83	575	10	43	19%	711
Jul	90	703	10	45	17%	848
Aug	99	833	14	66	18%	1012
Sep	109	955	23	66	17%	1153
Oct	121	1094	28	66	16%	1309
Nov	124	1128	28	90	18%	1370
Dec						



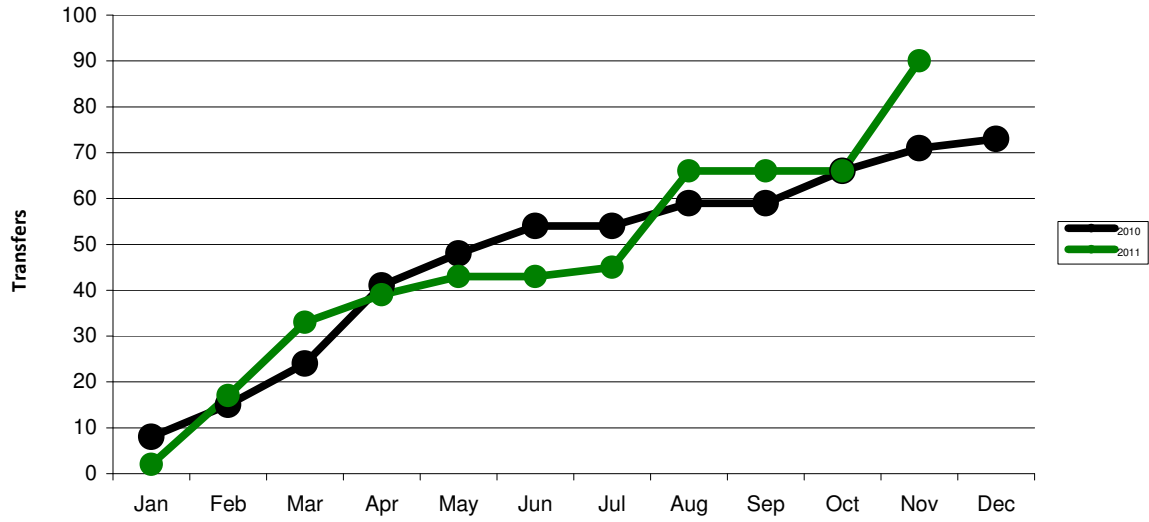
Euthanasia



Adoptions



Transfers



RTO

